


Home  
Learning  
Pack  
Year 3




# Practical Ideas

Classroom  
secrets★





**Write a book review for a friend.**



Classroom secrets★

Ensure children accurately punctuate their sentences. Discuss ideas for descriptive phrases that children could use to add extra detail.

123

**Find 10 coins.**



**What is the total?**

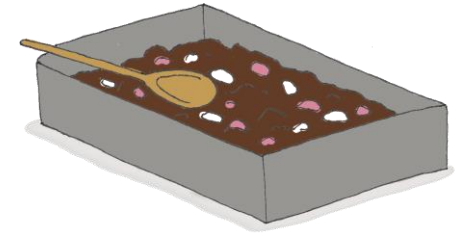
**Make calculations using some of these coins.**

Classroom secrets★

Discuss the value of each coin. Discuss strategies for adding and create calculations, for example:  $£1 + 50p + 2p = £1$  and  $52p$ .



**Make a cake with an adult.**



**Design a poster to advertise your product!**

Classroom secrets★

When tasting, discuss ideas for adjectives that can be used. Look at different advertisements and discuss things you like and dislike.

## 123

**How many times tables questions can you answer in 30 seconds?**



**Can you beat your record?**



Give children quick fire multiplication questions from the 2, 3, 4, 5, 8 and 10 times tables.



**Go on a number hunt.**



**Create calculations using the numbers you have found.**



Discuss different places to collect numbers. Encourage children to create addition, subtraction, multiplication and division calculations.



**Find objects to make arrays.**



**Show each calculation in the 8 times table.**



Discuss how the arrays add a row of 8 each time, so calculations can be answered by repeated addition  $\rightarrow 8 + 8 + 8$  (shown above).



**Choose your favourite fairy tale and write an alternative ending.**



Classroom secrets★

Talk about what needs to be included in the story. Talk about different endings and how the events could be changed.



**Choose a book title. Act it out in front of your family.**



**Can they guess your book title?**

Classroom secrets★

With a friend or family members, take it in turns to play. Choose different children's books, and act out without speaking.



**Read a magazine article.**



**Write:**

- 3 new things you have learnt.
- 2 things you want to research.
- 1 thing you liked about it.

Classroom secrets★

Provide articles that your child might find interesting. Read the text together. Explain any unfamiliar words. Discuss ideas for the questions together.

123

**Generate a 2-digit number.**



**How many ways can you partition this number?**

Classroom secrets★

Roll a dice twice to generate a 2-digit number. Discuss how this number can be partitioned. Can the number be partitioned into more than 2 parts?



**Design your own board game.**



**Write instructions to explain how to play.**

Classroom secrets★

Discuss games that children like to play and ideas that they can take from this to create their own. Talk about the layout and features of instructions.



**Draw a picture of your favourite animal.**



**Create a fact file to share with a friend**

Classroom secrets★

Discuss what different resources could be used depending on what is available, for example: paint, pencils or collage. Discuss where/how to find facts.