

## 3-5 Years: Home Learning Pack

# A purple party

### Objectives


- To explore colour through mixing paints and lights.
- To explore different foods using the five senses.

### Resources

- *The Smeds and the Smoos* by Julia Donaldson and Axel Scheffler
- Blue, red, black and white paints, brushes and trays
- *Resource Sheet 1a, 1b, 1c, 1d: Paint a purple alien 1, 2, 3, 4*
- *Resource Sheet 2: Headbands*

# A purple party

3-5 Years Home Learning



## Outcomes

- Children will mix blue and red paints and lights to create different shades of purple.
- Children will talk about the colour, sounds, texture, taste and smell of different foods and drinks that are purple.

## Introduction

After reading the story with your child, ask if they can remember and describe what the baby Smoo-Smed looked like. Revisit the page where the baby is introduced to both families. What is everyone doing? Why do you think they are smiling? Point out that each Smed is celebrating with a Smoo. Can your child suggest why the Smoo-Smed was purple? Do they know which two colours can be mixed together to make purple (red and blue)?

## Main task

Ask your child to think about how different families celebrate the birth of a baby. You may talk about their own experiences of Christenings, naming ceremonies etc. Explain that you are going to celebrate the birth of the Smoo-Smed with your very own purple party! Just like in the story there will be joy, jam and jumping.

How many purple things can your child think of? Can they think of something purple that grows such as a flower or berry or a purple food or drink? Challenge your child to hunt around the home for as many purple items as they can find and place them all around one room as decorations – explain that this will be your ‘purple party’ room.

Using the *Resource Sheets 1a, 1b, 1c, 1d: Paint a purple alien*, your child can prepare for the party by painting an alien which can be worn on a headband (*Resource Sheet 2: Headbands*). Give your child the opportunity to mix red and blue paints to create a unique shade of purple. Black or white paint could also be added to make the shade of purple darker or lighter. Can they create a headband for every member of your family to wear to the party?

You may want to ask your child for suggestions for purple party foods to incorporate into the party preparations. Berries such as blackberries and blackcurrants could be blended to make purple space-smoothies or star-shakes or you could bake space-themed foods such as moon-rock cakes and cosmic cookies. Your child could even have fun spreading jam onto slices of bread to make alien-berry sandwiches.

For the party itself, play some space themed games such as:

- Alien musical statues – can your child dance like an alien and stand still when you stop the music?

Continued...

...continued.

- Sleeping Smoo-Smeds – your child pretends to be asleep whilst you make different alien noises. Before the game begins, you should tell them which sound means ‘wake up’ - they should only respond and ‘wake up’ when you make this sound.
- Missing space object – place a selection of objects on a tray, ideally these should be alien or space themed. If you have time, you could cut out some different sized circles from coloured card to create ‘planets’. Ask your child to close their eyes and take one of the items off the tray. Can you child remember what is missing?


### Extension

Help your child to prepare and practice a performance of the song from the final page of the book. You could video them doing their performance and send it to family and friends to show them your Smeds and Smoos celebrations!

## A purple party

### Resource Sheet 1a: Paint a purple alien 1


Have fun mixing blue and red paint to make a purple alien.



## A purple party

### Resource Sheet 1b: Paint a purple alien 2


Have fun mixing blue and red paint to make a purple alien.



## A purple party

### Resource Sheet 1c: Paint a purple alien 3


Have fun mixing blue and red paint to make a purple alien.



## A purple party

### Resource Sheet 1d: Paint a purple alien 4


Have fun mixing blue and red paint to make a purple alien.



# A purple party

## Resource Sheet 2: Headbands

Cut out and glue these strips together to make head bands. You can glue a painted alien to each headband, to wear to the purple party!





# A purple party

## Curriculum links

### Early Years Communication and language

- Children listen attentively in a range of situations. They listen to stories, accurately anticipating key events, and respond to what they hear with relevant comments, questions or actions. They give attention to what others say and respond appropriately, while engaged in another activity.
- Children express themselves effectively, showing awareness of listeners' needs. They use past, present and future forms accurately when talking about events that have happened or are to happen in the future. They develop their narratives and explanations by connecting ideas or events.

### Early Years Physical development

- Children show good control and coordination in large and small movements. They handle equipment and tools effectively, including pencils for writing.

### Early Years Personal, social and emotional development

- Children are confident to try new activities, and to say why they like some activities more than others.
- They are confident to speak in a familiar group, will talk about their ideas, and will choose the resources they need for their chosen activities.

### Early Years Literacy

- Children read and understand simple sentences.

### Early Years Mathematics

- Children explore characteristics of everyday objects and shapes and use mathematical language to describe them.

### Early Years Understanding the world

- Children talk about past and present events in their own lives and in the lives of family members. They know that other children don't always enjoy the same things, and are sensitive to this. They know about similarities and differences between themselves and others, and among families, communities and traditions.

### Early Years Art and design

- Children use what they have learnt about media and materials in original ways, thinking about uses and purposes. They represent their own ideas, thoughts and feelings through design and technology, art, music, dance, role play and stories.