




Pupils not meeting the minimum expected requirements	<h2>Minimum expected requirements Milestone 2 YEAR 3 and YEAR 4</h2>	Pupils exceeding the minimum expected requirements													
	<p>To Perform</p> <table border="1" data-bbox="285 406 1772 516"> <tr> <td data-bbox="285 406 655 516">Sing from memory accurately and in tune.</td> <td data-bbox="663 406 1033 516">Hold a part within group.</td> <td data-bbox="1041 406 1411 516">Pronounce words clearly and show voice control.</td> <td data-bbox="1419 406 1772 516">Perform with control and awareness of others.</td> </tr> </table> <p>To compose</p> <table border="1" data-bbox="285 552 1772 695"> <tr> <td data-bbox="285 552 579 695">Compose and perform melodic songs.</td> <td data-bbox="588 552 873 695">Use sound to create abstract effects.</td> <td data-bbox="882 552 1167 695">Create rhythmic pattern and accompaniment to tunes.</td> <td data-bbox="1176 552 1461 695">Play notes with care on an instrument.</td> <td data-bbox="1470 552 1772 695">Use digital technology to compose music.</td> </tr> </table> <table border="1" data-bbox="285 730 1772 971"> <tr> <td data-bbox="285 730 1201 971"> Recognise notes EGBDF and FACE on musical staff. Use non standard notation for stop and play instructions. </td> <td data-bbox="1209 730 1772 971">  <p>The image shows two musical staves. The first staff has five notes: E (first line), G (second line), B (third line), D (third space), and F (fourth space). The second staff has four notes: F (first space), A (second line), C (second space), and E (third line).</p> </td> </tr> </table> <p>To describe music</p> <table border="1" data-bbox="285 1042 1772 1117"> <tr> <td data-bbox="285 1042 1033 1117">Use a wide range of musical vocabulary: Pitch, timbre, lyrics, melody and tempo.</td> <td data-bbox="1041 1042 1772 1117">Comment on likes and dislikes and mood and feelings when listening to music and lyrics.</td> </tr> </table>	Sing from memory accurately and in tune.	Hold a part within group.	Pronounce words clearly and show voice control.	Perform with control and awareness of others.	Compose and perform melodic songs.	Use sound to create abstract effects.	Create rhythmic pattern and accompaniment to tunes.	Play notes with care on an instrument.	Use digital technology to compose music.	Recognise notes EGBDF and FACE on musical staff. Use non standard notation for stop and play instructions.	 <p>The image shows two musical staves. The first staff has five notes: E (first line), G (second line), B (third line), D (third space), and F (fourth space). The second staff has four notes: F (first space), A (second line), C (second space), and E (third line).</p>	Use a wide range of musical vocabulary: Pitch, timbre, lyrics, melody and tempo.	Comment on likes and dislikes and mood and feelings when listening to music and lyrics.	
Sing from memory accurately and in tune.	Hold a part within group.	Pronounce words clearly and show voice control.	Perform with control and awareness of others.												
Compose and perform melodic songs.	Use sound to create abstract effects.	Create rhythmic pattern and accompaniment to tunes.	Play notes with care on an instrument.	Use digital technology to compose music.											
Recognise notes EGBDF and FACE on musical staff. Use non standard notation for stop and play instructions.	 <p>The image shows two musical staves. The first staff has five notes: E (first line), G (second line), B (third line), D (third space), and F (fourth space). The second staff has four notes: F (first space), A (second line), C (second space), and E (third line).</p>														
Use a wide range of musical vocabulary: Pitch, timbre, lyrics, melody and tempo.	Comment on likes and dislikes and mood and feelings when listening to music and lyrics.														